

GENERAL CONSTRUCTION - FLUSH CHANNEL PLENUM

PROJECT CHECKLIST  
TAG: \_\_\_\_\_  
QUANTITY: \_\_\_\_\_

- STYLE:
- ☐ FLUSH CHANNEL WITH DIFFUSER
  - ☐ RECESSED CHANNEL

- INLET SIZE:
- ☐ 6 INCH
  - ☐ 8 INCH
  - ☐ 10 INCH
  - ☐ 12 INCH

- LENGTH:
- ☐ 24 INCH
  - ☐ 48 INCH
  - ☐ 60 INCH
  - ☐ 600 MM
  - ☐ 1200 MM
  - ☐ 1500 MM

- CONFIGURATION:
- ☐ HORIZONTAL FLOW
  - ☐ OPPOSED HORIZONTAL FLOW (FLUSH ONLY)
  - ☐ VERTICAL FLOW (RECESSED ONLY)

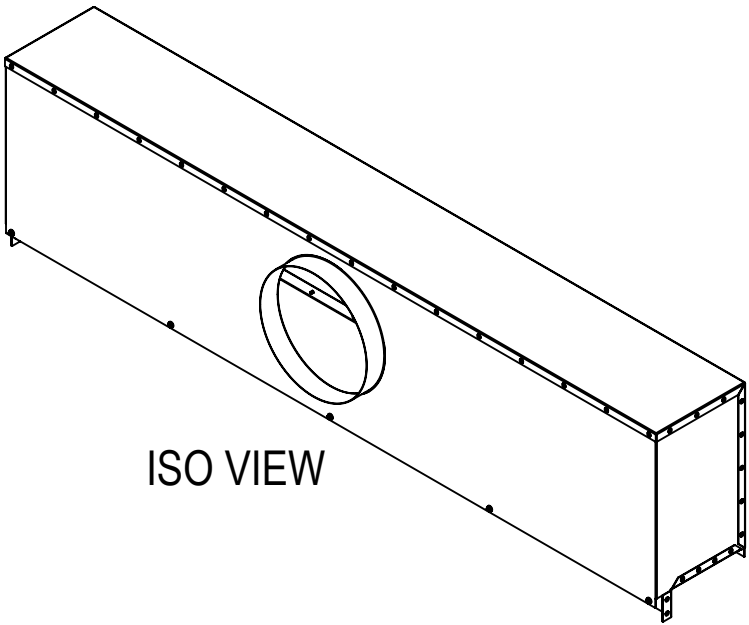
- DISCHARGE ORIENTATION:
- ☐ AWAY FROM INLET
  - ☐ TOWARDS INLET

- INLET DAMPER:
- ☐ VOLUME CONTROL DAMPER
  - ☐ HAND FLEX DAMPER

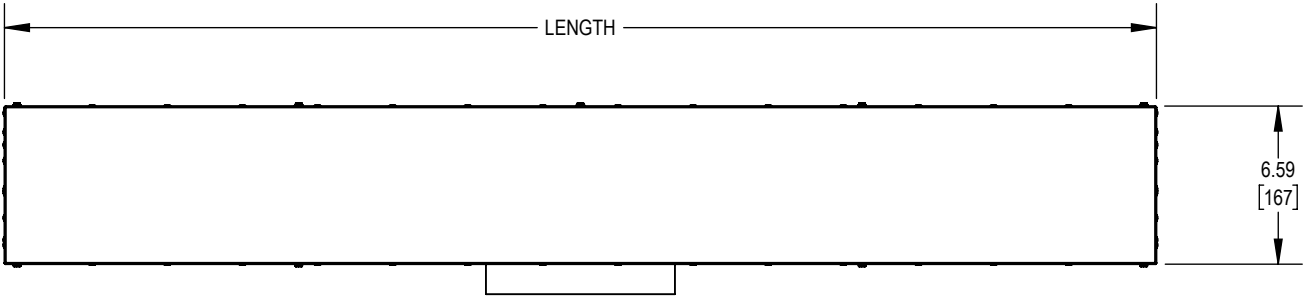
- INSULATION:
- ☐ NONE
  - ☐ 0.5 INCH FIBER FREE (INTERNAL)

- FINISH:
- ☐ POWDER COAT
  - ☐ MILL

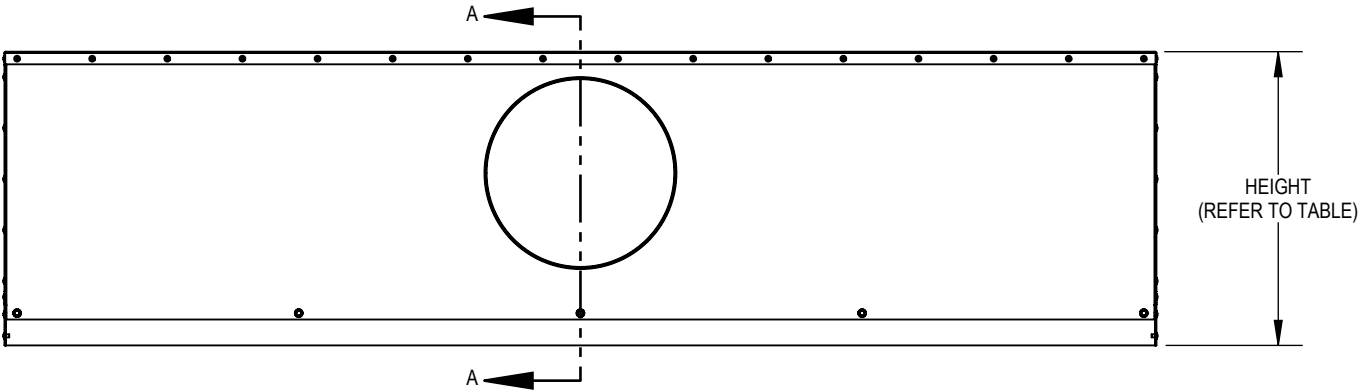
- COLOUR:
- ☐ BLACK
  - ☐ WASHED MILL



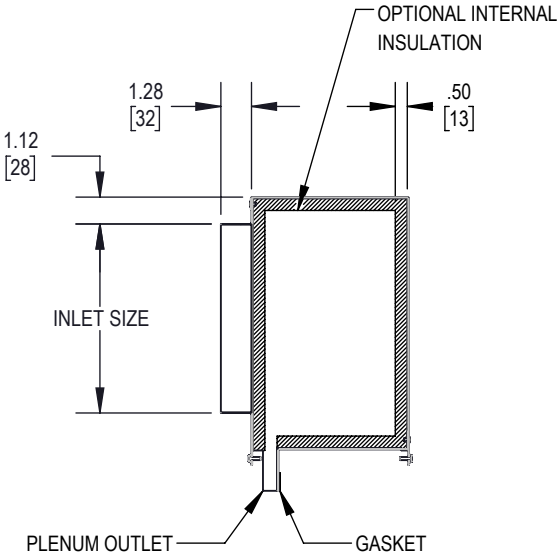
ISO VIEW



TOP VIEW



FRONT VIEW



SECTION A-A

12 INCH	16.25 [413]
10 INCH	14.25 [362]
8 INCH	12.25 [311]
6 INCH	10.25 [260]

INLET SIZE	HEIGHT
------------	--------



PARC-CEILINGS.COM

**CONSTRUCTION:**

- PLENUM
  - o GALVANNEALED STEEL, 23 GA

**FINISH:**

- ALL HARDWARE: MILL FINISH UNLESS OTHERWISE SPECIFIED

**ASSEMBLY AND INSTALLATION**

- ALL COMPONENTS SHOWN ARE FACTORY ASSEMBLED BY PARC UNLESS OTHERWISE NOTED
- ALL INSTALLATION BY OTHERS AND METHODS SHOWN ARE NOTIONAL
- (ASSY BY OTHERS): PROVIDED BY PARC, FIELD ASSEMBLED BY OTHERS
- (BY OTHERS): PROVIDED AND FIELD ASSEMBLED BY OTHERS

**NOTES:**

- DIMENSIONS SHOWN IN PARENTHESES ARE FOR REFERENCE ONLY (X.XX)
- METRIC DIMENSIONS SHOWN IN BRACKETS [X.XX]
- PRODUCT FINISH MAY VARY IN TONE, GLOSS AND TEXTURE; VARIATIONS ARE WITHIN PARC QUALITY STANDARDS
- TBC: DETAILS TO BE CONFIRMED

C	7/16/2025	JAC	MJS
B	09/16/2024	JAC	MJS
A	12/21/2022	VH	JAC
REV	DATE	DRAWN BY	CHECKED BY



ALL DIMENSIONS IN INCHES UNLESS OTHERWISE SPECIFIED

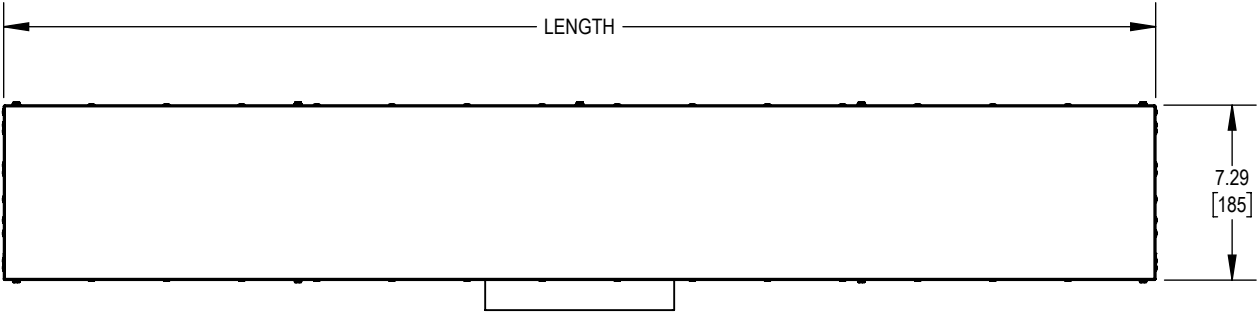
TOLERANCES UNLESS OTHERWISE SPECIFIED			
LINEAR	X.X ± .06	X.XX ± .03	X.XXX ± .01 INCHES
ANGULAR	X ± 1	X.X ± .5	X.XX ± .25 DEGREES

PROJECT	NODE
---------	------

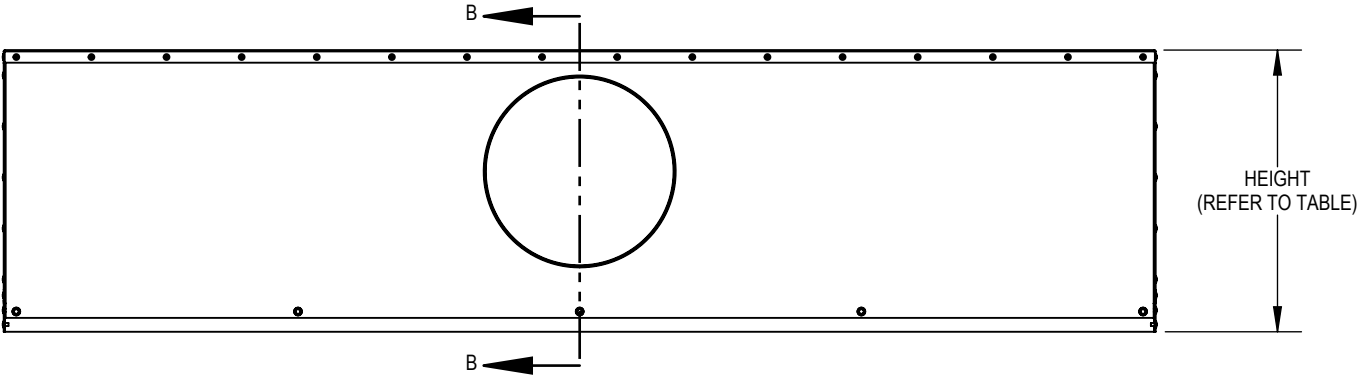
DRAWING TITLE	PLENUM
---------------	--------

SUBMITTAL NUMBER	220366	SHEET 1 OF 5	SIZE B
© COPYRIGHT LINDNER CANADA 2025			

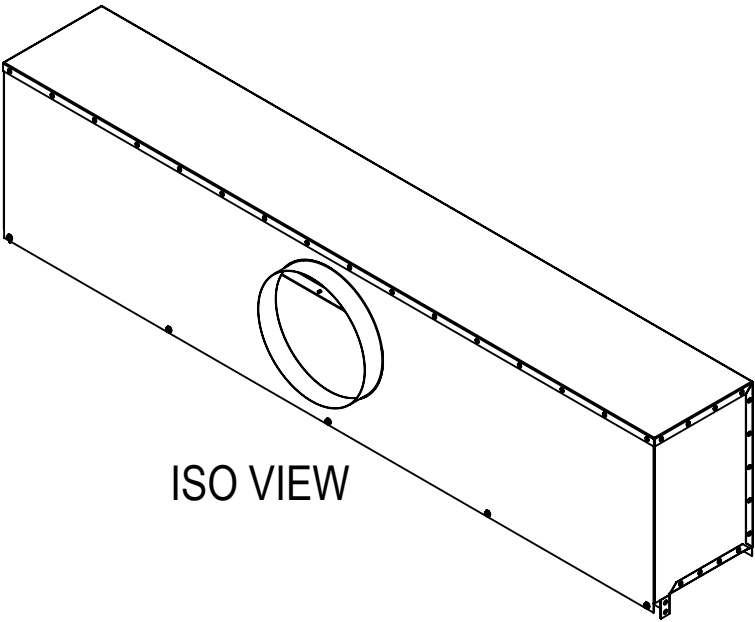
GENERAL CONSTRUCTION - RECESSED CHANNEL PLENUM



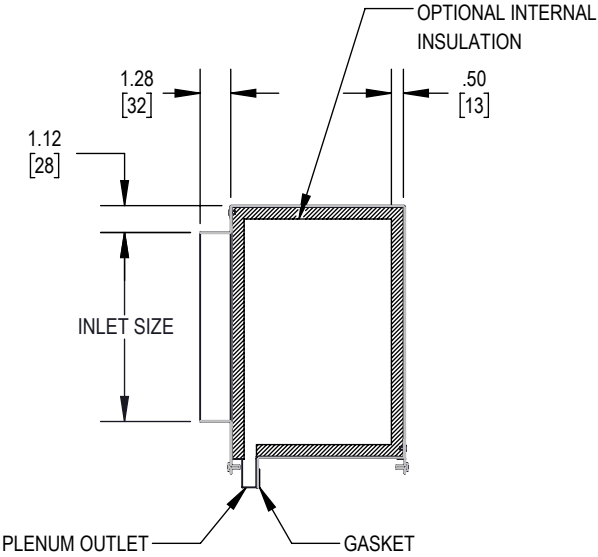
TOP VIEW



FRONT VIEW



ISO VIEW



SECTION B-B

12 INCH	15.75 [400]
10 INCH	13.75 [349]
8 INCH	11.75 [298]
6 INCH	9.75 [247]
INLET SIZE	HEIGHT

PARC-CEILINGS.COM

**CONSTRUCTION:**

- PLENUM
  - o GALVANNEALED STEEL, 23 GA

**FINISH:**

- ALL HARDWARE: MILL FINISH UNLESS OTHERWISE SPECIFIED

**ASSEMBLY AND INSTALLATION**

- ALL COMPONENTS SHOWN ARE FACTORY ASSEMBLED BY PARC UNLESS OTHERWISE NOTED
- ALL INSTALLATION BY OTHERS AND METHODS SHOWN ARE NOTIONAL
- (ASSY BY OTHERS): PROVIDED BY PARC, FIELD ASSEMBLED BY OTHERS
- (BY OTHERS): PROVIDED AND FIELD ASSEMBLED BY OTHERS

**NOTES:**

- DIMENSIONS SHOWN IN PARENTHESES ARE FOR REFERENCE ONLY (X.XX)
- METRIC DIMENSIONS SHOWN IN BRACKETS [X.XX]
- PRODUCT FINISH MAY VARY IN TONE, GLOSS AND TEXTURE; VARIATIONS ARE WITHIN PARC QUALITY STANDARDS
- TBC: DETAILS TO BE CONFIRMED

C	7/16/2025	JAC	MJS
B	09/16/2024	JAC	MJS
A	12/21/2022	VH	JAC
REV	DATE	DRAWN BY	CHECKED BY

ALL DIMENSIONS IN INCHES UNLESS OTHERWISE SPECIFIED

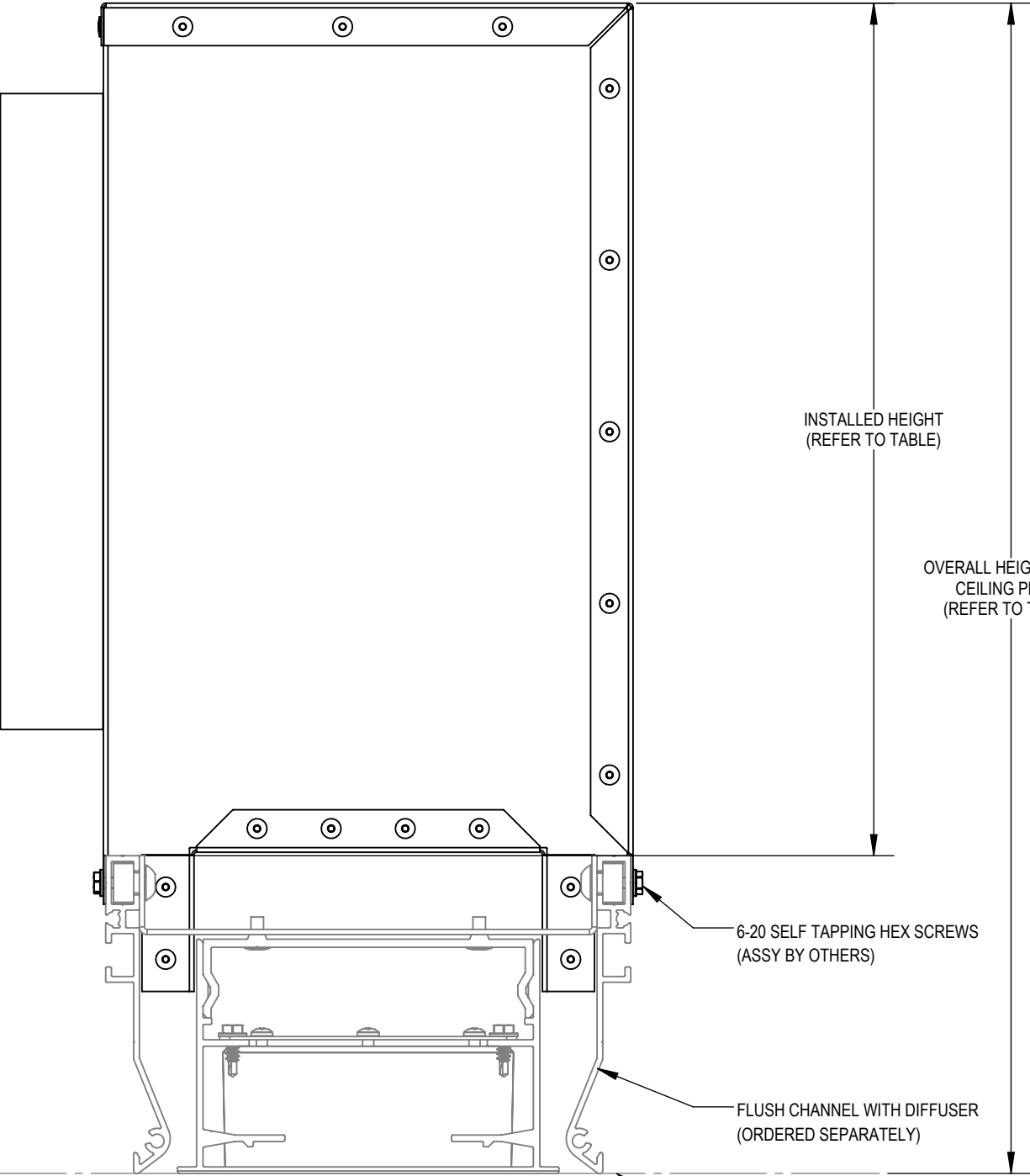
TOLERANCES UNLESS OTHERWISE SPECIFIED			
LINEAR	X.X ± .06	X.XX ± .03	X.XXX ± .01 INCHES
ANGULAR	X ± 1	X.X ± .5	X.XX ± .25 DEGREES

PROJECT	NODE
---------	------

DRAWING TITLE	PLENUM
---------------	--------

SUBMITTAL NUMBER	220366	SHEET 2 OF 5	SIZE B
© COPYRIGHT LINDNER CANADA 2025			

CHANNEL INTEGRATION - FLUSH CHANNEL PLENUM



END VIEW

TYPICAL NODE DEVICE. PLENUM  
NOT TO BE INSTALLED ABOVE  
NODE SPRINKLERS.

HORIZONTAL FLOW  
AWAY FROM INLET

HORIZONTAL FLOW  
TOWARDS INLET

OPPOSED HORIZONTAL FLOW

12 INCH	14.56 [370]	18.49 [470]
10 INCH	12.56 [319]	16.49 [419]
8 INCH	10.56 [268]	14.49 [368]
6 INCH	8.56 [217]	12.49 [317]
INLET SIZE	INSTALLED HEIGHT	OVERALL HEIGHT FROM CEILING PLANE

PARC-CEILINGS.COM

- CONSTRUCTION:**
- PLENUM
    - o GALVANNEALED STEEL, 23 GA
- FINISH:**
- ALL HARDWARE: MILL FINISH UNLESS OTHERWISE SPECIFIED
- ASSEMBLY AND INSTALLATION**
- ALL COMPONENTS SHOWN ARE FACTORY ASSEMBLED BY PARC UNLESS OTHERWISE NOTED
  - ALL INSTALLATION BY OTHERS AND METHODS SHOWN ARE NOTIONAL
  - (ASSY BY OTHERS): PROVIDED BY PARC, FIELD ASSEMBLED BY OTHERS
  - (BY OTHERS): PROVIDED AND FIELD ASSEMBLED BY OTHERS
- NOTES:**
- DIMENSIONS SHOWN IN PARENTHESES ARE FOR REFERENCE ONLY (X.XX)
  - METRIC DIMENSIONS SHOWN IN BRACKETS [X.XX]
  - PRODUCT FINISH MAY VARY IN TONE, GLOSS AND TEXTURE; VARIATIONS ARE WITHIN PARC QUALITY STANDARDS
  - TBC: DETAILS TO BE CONFIRMED

C	7/16/2025	JAC	MJS
B	09/16/2024	JAC	MJS
A	12/21/2022	VH	JAC
REV	DATE	DRAWN BY	CHECKED BY

ALL DIMENSIONS IN INCHES UNLESS OTHERWISE SPECIFIED

TOLERANCES UNLESS OTHERWISE SPECIFIED			
LINEAR	X.X ± .06	X.XX ± .03	X.XXX ± .01 INCHES
ANGULAR	X ± 1	X.X ± .5	X.XX ± .25 DEGREES

PROJECT	NODE		
---------	------	--	--

DRAWING TITLE	PLENUM		
---------------	--------	--	--

SUBMITTAL NUMBER	220366	SHEET 3 OF 5	SIZE B
© COPYRIGHT LINDNER CANADA 2025			

CHANNEL INTEGRATION - RECESSED CHANNEL PLENUM



PARC-CEILINGS.COM

CONSTRUCTION:

- PLENUM
  - o GALVANNEALED STEEL, 23 GA

FINISH:

- ALL HARDWARE: MILL FINISH UNLESS OTHERWISE SPECIFIED

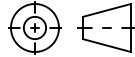
ASSEMBLY AND INSTALLATION

- ALL COMPONENTS SHOWN ARE FACTORY ASSEMBLED BY PARC UNLESS OTHERWISE NOTED
- ALL INSTALLATION BY OTHERS AND METHODS SHOWN ARE NOTIONAL
- (ASSY BY OTHERS): PROVIDED BY PARC, FIELD ASSEMBLED BY OTHERS
- (BY OTHERS): PROVIDED AND FIELD ASSEMBLED BY OTHERS

NOTES:

- DIMENSIONS SHOWN IN PARENTHESES ARE FOR REFERENCE ONLY (X.XX)
- METRIC DIMENSIONS SHOWN IN BRACKETS [X.XX]
- PRODUCT FINISH MAY VARY IN TONE, GLOSS AND TEXTURE; VARIATIONS ARE WITHIN PARC QUALITY STANDARDS
- TBC: DETAILS TO BE CONFIRMED

C	7/16/2025	JAC	MJS
B	09/16/2024	JAC	MJS
A	12/21/2022	VH	JAC
REV	DATE	DRAWN BY	CHECKED BY



ALL DIMENSIONS IN INCHES UNLESS OTHERWISE SPECIFIED

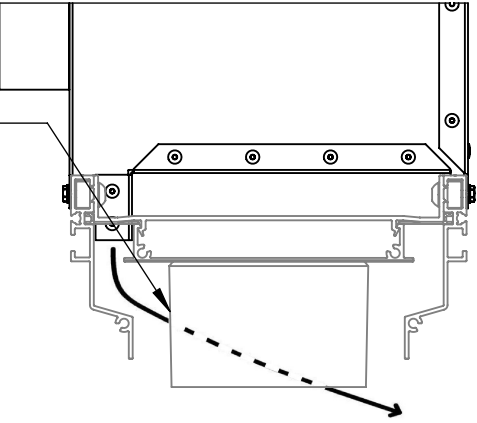
TOLERANCES UNLESS OTHERWISE SPECIFIED			
LINEAR	X.X ± .06	X.XX ± .03	X.XXX ± .01 INCHES
ANGULAR	X ± 1	X.X ± .5	X.XX ± .25 DEGREES

PROJECT	NODE
---------	------

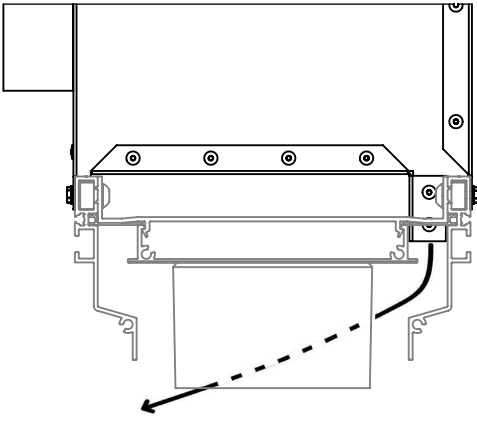
DRAWING TITLE	PLENUM
---------------	--------

SUBMITTAL NUMBER	220366	SHEET 4 OF 5	SIZE B
© COPYRIGHT LINDNER CANADA 2025			

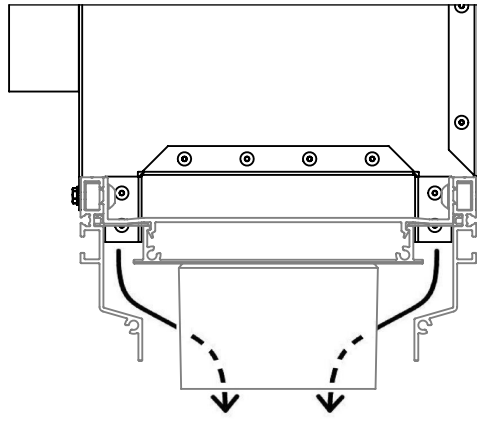
TYPICAL NODE DEVICE. AIRFLOW PASSES AROUND DEVICE. PLENUM NOT TO BE INSTALLED ABOVE SPRINKLERS AND LINEAR LIGHTS



HORIZONTAL FLOW  
AWAY FROM INLET



HORIZONTAL FLOW  
TOWARDS INLET



VERTICAL FLOW

12 INCH	14.56 [370]	18.49 [470]
10 INCH	12.56 [319]	16.49 [419]
8 INCH	10.56 [268]	14.49 [368]
6 INCH	8.56 [217]	12.49 [317]
INLET SIZE	INSTALLED HEIGHT	OVERALL HEIGHT FROM CEILING PLANE

1

2

3

A

B

C

D

E

END VIEW

INSTALLED HEIGHT  
(REFER TO TABLE)

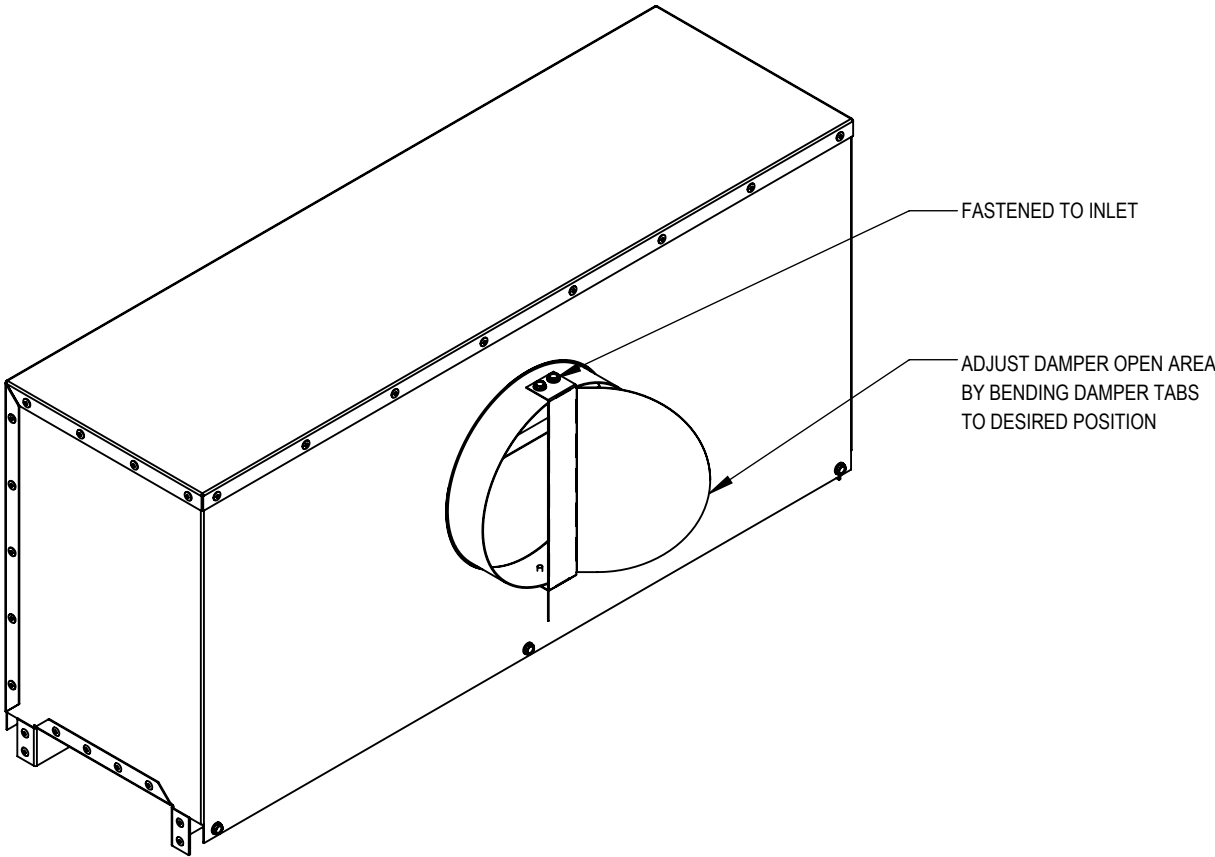
OVERALL HEIGHT FROM  
CEILING PLANE  
(REFER TO TABLE)

6-20 SELF TAPPING HEX SCREW  
(ASSY BY OTHERS)

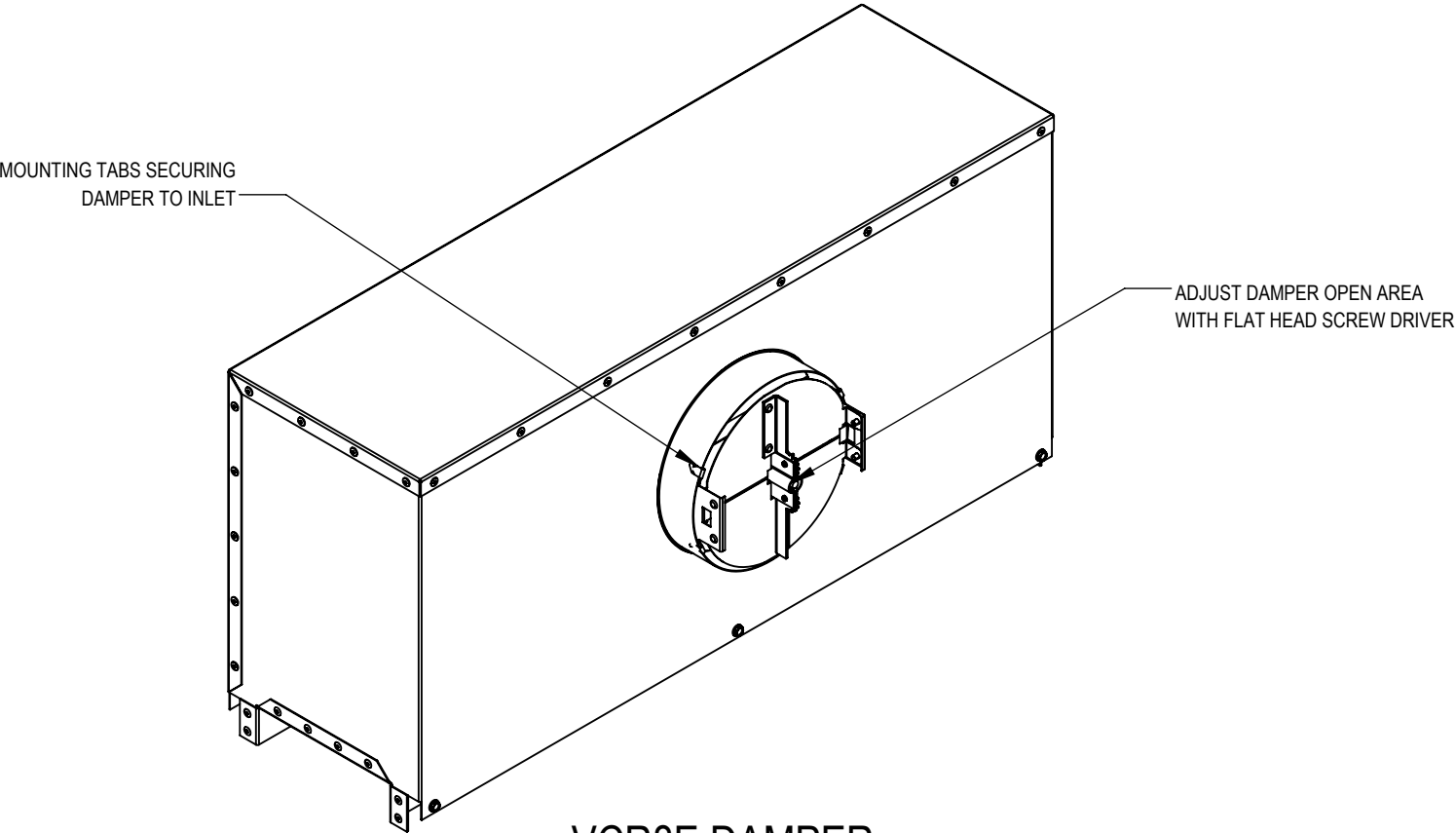
RECESSED CHANNEL  
(ORDERED SEPARATELY)

CEILING PLANE

INLET DAMPER



HAND FLEX DAMPER



VCR8E DAMPER



PARC-CEILINGS.COM

**CONSTRUCTION:**  
- PLENUM  
o GALVANNEALED STEEL, 23 GA

**FINISH:**  
- ALL HARDWARE: MILL FINISH UNLESS OTHERWISE SPECIFIED

**ASSEMBLY AND INSTALLATION**  
- ALL COMPONENTS SHOWN ARE FACTORY ASSEMBLED BY PARC UNLESS OTHERWISE NOTED  
- ALL INSTALLATION BY OTHERS AND METHODS SHOWN ARE NOTIONAL  
- (ASSY BY OTHERS): PROVIDED BY PARC, FIELD ASSEMBLED BY OTHERS  
- (BY OTHERS): PROVIDED AND FIELD ASSEMBLED BY OTHERS

**NOTES:**  
- DIMENSIONS SHOWN IN PARENTHESES ARE FOR REFERENCE ONLY (X.XX)  
- METRIC DIMENSIONS SHOWN IN BRACKETS [X.XX]  
- PRODUCT FINISH MAY VARY IN TONE, GLOSS AND TEXTURE; VARIATIONS ARE WITHIN PARC QUALITY STANDARDS  
- TBC: DETAILS TO BE CONFIRMED

C	7/16/2025	JAC	MJS
B	09/16/2024	JAC	MJS
A	12/21/2022	VH	JAC
REV	DATE	DRAWN BY	CHECKED BY

ALL DIMENSIONS IN INCHES UNLESS OTHERWISE SPECIFIED

TOLERANCES UNLESS OTHERWISE SPECIFIED				
LINEAR	X.X ± .06	X.XX ± .03	X.XXX ± .01	INCHES
ANGULAR	X ± 1	X.X ± .5	X.XX ± .25	DEGREES

PROJECT	NODE		
---------	------	--	--

DRAWING TITLE	PLENUM		
---------------	--------	--	--

SUBMITTAL NUMBER	220366	SHEET 5 OF 5	SIZE B
© COPYRIGHT LINDNER CANADA 2025			